

# End-Point Assessment Guidance and Specification for Production Chef ST0589 v1.2 Level 2



Photo by Monika Grabkowska on Unsplash

## Contents

Summary of Revisions to End-Point Assessment Guidance and Specification.....	4
Section 1.....	5
Overview .....	5
Introduction.....	6
Apprenticeship Standard Objective .....	7
Progression.....	7
Who is Professional Assessment (PAL)?.....	8
What is needed prior to end-point assessment? .....	8
Language of assessment .....	9
Section 2.....	10
How is end-point assessment delivered?.....	10
Who can carry out end-point assessment?.....	12
Internal Quality Assurance Requirements .....	12
External Quality Assurance Requirements.....	12
Standardisation and Moderation.....	13
Section 3.....	14
Grading.....	14
Preparing apprentices for end-point assessment.....	14
End-point assessment planning and scheduling.....	15
Reassessment .....	15
Resits and Retakes .....	15
Reassessment requirements for each component .....	16
Capping.....	16
Booking Reassessments .....	16
Section 4.....	17
Portfolio .....	17
What is the format of the portfolio of evidence?.....	17
How can a Production Chef prepare for and complete their portfolio?.....	17
What is best practice in producing the portfolio? .....	18
Table 1: Mapping of Knowledge, Skills and Behaviours for the Interview underpinned by a Portfolio .....	19
Section 5.....	21
Assessment Methods .....	21
Sample Assessment Materials.....	21
Observation with questions .....	21

Key Facts about the observation with questions.....	21
What is the format of the observation with questioning?.....	22
How can a Production Chef prepare for the observation with questions?.....	23
How will the observation with questions be graded?.....	23
Table 2: Observation with Questioning Pass and Distinction Grading Criteria .....	23
Interview .....	25
Key facts about the interview.....	25
What is the format of the structured interview? .....	25
How can a Production Chef prepare for the interview? .....	26
How will the interview be graded? .....	26
Table 3: Interview Pass and Distinction Grading Criteria .....	26
Section 6 .....	28
Fails/resits and retakes .....	28
Plagiarism .....	28
Appeals, complaints, maladministration, and malpractice policies - centre/candidate .....	28
Reasonable adjustments/considerations/adaptations.....	29
Certification.....	29
Validity, Authenticity, Relevancy, Currency, and Sufficiency .....	29
Appendix 1 – Gateway Declaration Record for Production Chef ST0589 v1.2.....	31

## Summary of Revisions to End-Point Assessment Guidance and Specification

Summary of Revisions	Assessment Plan Revised Version Number	Date of Revision
Nothing yet.		

## Section 1

### Overview

The end-point assessment guidance in this specification relates to the Production Chef Apprenticeship ST0589 version 1.2. The standard was revised from version 1.1 on 01/04/2025 for all new apprenticeship on-programme starts.

The apprenticeship is at Level 2 and is for apprentices who work with centrally developed standardised recipes and menus, producing food using majority pre-prepared ingredients often in high volumes.

This occupation is found in a diverse range of organisations including high street and pub casual dining, the armed forces, schools, hospitals and care homes, work canteens, maritime, and more. In some key environments, a production chef cooks for people with special dietary requirements such as children in schools, elderly people in care homes, or people who are unwell or recovering from illness in hospitals.

In their daily work, an employee in this occupation:

- Will be responsible for producing dishes using majority pre-prepared ingredients, including some fresh e.g. salad and some frozen dishes e.g. lasagne.
- Works as part of a team in time-bound and often challenging kitchen environments.
- Interacts with the kitchen team, a front of house team, suppliers, and, in some environments, customers.
- Applies highly methodical organisational skills, energy, accuracy, attention to detail and are mindful of the importance of sustainability and protecting the environment.
- Is responsible for following standard operating procedures and centrally agreed menus and specifications to produce food on time and often in bulk.
- Is responsible for following instructions and guidelines on hygiene, health and safety, food safety, and fire regulations.
- Must observe equity, diversity, inclusion and wellbeing guidelines and sustainability best practice.
- Typically reports to a senior production chef or a kitchen manager.

The typical duration for this apprenticeship is 12 months but this will depend on the apprentice's previous experience and their access to opportunities to gain the full range of competences. The minimum duration of training for any apprenticeship is 366 days, before entering end-point assessment.

To achieve the apprenticeship certificate, apprentices are required to successfully complete their on-programme period of learning and development and the end-point assessment. The purpose of the end-point assessment is to confirm that apprentices have met the required level of knowledge, skills and behavioural standards set by employers.

The overall apprenticeship is graded as fail, pass, merit or distinction.

To achieve the apprenticeship certificate, apprentices are required to successfully complete the:

- On-programme period of training and development, including achievement of English and maths qualifications in line with the apprenticeship funding rules.
- End-point assessment (EPA) - all components, within the assessment window.

The certificate for the apprenticeship is awarded by the Institute for Apprentices and Technical Education (IfATE)<sup>1</sup>, through a process administered by the Department for Education (DfE).

---

<sup>1</sup> IfATE will be replaced by Skills England in 2025

As the end-point assessment organisation, Professional Assessment Ltd (PAL) will claim for the certificate on behalf of the apprentices. Certificates are sent to the nominated employer, and it is the employer's responsibility to ensure the apprentice receives the certificate.

The standard and accompanying assessment plan can be accessed [here](#).

<b>Standard Title</b>	Production Chef
<b>Level</b>	2
<b>Standard Number</b>	ST0589 version 1.2
<b>LARS Number</b>	364
<b>Named EQA organisation</b>	Ofqual
<b>Duration of Apprenticeship</b>	Typically, 12 months but the actual length of the apprenticeship will be decided by the employer.
<b>Duration of End-Point Assessment</b>	3 months
<b>Date the Assessment Plan scheduled is for review</b>	This standard should be reviewed in accordance with IfATE's change request policy.
<b>Mandated Qualifications within the Standard</b>	To meet the apprenticeship standard, apprentices must achieve English and maths qualifications in line with the apprenticeship funding rules.  There are no mandated qualifications within this standard.
<b>End-Point Assessment Methods</b>	The end-point assessment is designed to test the apprentice throughout the entire standard. The assessment methods used to achieve this are as follows: <ul style="list-style-type: none"><li>➤ Observation with questions.</li><li>➤ Interview underpinned by a portfolio of evidence.</li></ul>

## Introduction

This handbook contains the relevant information and guidance required of apprentices to achieve the end-point assessment for the Production Chef Apprenticeship and should be used in conjunction with the Production Chef Padlet<sup>2</sup> – End-Point Assessment Information for Apprentices, Providers and Employers.

---

*The overarching aim of the end-point assessment is to ensure that the apprentice meets the standard set out by employers of the relevant sector and that they are fully competent within their job roles. An apprentice must successfully complete all the end-point assessment components to receive the apprenticeship certificate.*

---

<sup>2</sup> A Padlet is an on-line wiki-based resource, made available to all PAL clients. Resources are updated centrally, so the latest information can be accessed via the Padlet



*References to third-party material made in this specification are made in good faith. Professional Assessment Ltd does not endorse, approve, or accept responsibility for the content of materials, which may be subject to change, or any opinions expressed therein. (Material may include textbooks, journals, magazines and other publications and websites.)*

*All information in this specification is correct at time of publication.*

PAL has worked in close collaboration with employers, other assessment organisations and experts from professional bodies and providers in developing the assessment tools for this end-point assessment. We are grateful to all who have generously shared their time and expertise to help us in the development process.

The end-point assessment (EPA) is a synoptic assessment of the knowledge, skills and behaviours outlined in the apprenticeship standard, which have been learned throughout the apprenticeship programme. The purpose of the end-point assessment is to make sure that the apprentice meets the standard in its entirety.

All apprentices must undertake the independent end-point assessment at the end of the on-programme phase of training when their employer, and in some cases their provider, is satisfied that they have met the 'Gateway' criteria to undertake the assessment. Apprentices will not be awarded the apprenticeship certificate until they have successfully completed the end-point assessment.

The end-point assessment can be delivered only by a registered assessment organisation, which must be independent of the employer, or any party involved in the delivery of the on-programme phase of the apprenticeship. In this context, independence means without influence or bias, and the independent assessor assigned is not affiliated to the employer or any training partner involved, and notably the independent assessor has played no part in the training of the apprentice.

All assessment decisions for this standard's end-point assessment must be made by the independent assessment organisation.

PAL has been working closely with occupational experts, employers, and providers in the development of end-point assessment tools to ensure that they are:

- Valid and appropriate to assess occupational competence in the relevant industry and will deliver reliable outcomes.
- Fair to all apprentices and help them to make progress in their lives.
- Manageable for apprentices and the industry and can be delivered effectively and efficiently in the vocational setting.

## **Apprenticeship Standard Objective**

The overall goal of the end-point assessment is to ensure that the apprentice has met the required level of knowledge, skills and behavioural standards set by employers and approved by IfATE, and that they are confident and competent in their role to take on responsibilities to deliver clearly defined business outcomes.

## **Progression**

On completion of the apprenticeship, the apprentice could progress into a Senior Production or Commis Chef role.

## Who is Professional Assessment (PAL)?

PAL provides services for providers to include colleges and employers involved in the delivery of apprenticeships and adult learning. Our offer includes:

- End-point assessment for a wide range of apprenticeship standards. Our dedicated team offers national coverage and has built up extensive experience in administering the latest end-point assessments.
- Compliance and audit services. Our funding compliance team tailor their support to meet your specific needs; from ad-hoc advice and support to full ESFA-style audits.

The link to our website can be located by clicking [here](#).

## What is needed prior to end-point assessment?

The employer and provider must confirm that the apprentice has met the on-programme requirements, and the apprentice is ready to undertake the end-point assessment.

The employer and provider must hold a Gateway review to agree that the apprentice has gained the required level of knowledge, skills, and behaviours, along with English and maths qualifications in line with the apprenticeship funding rules.

Where English and maths are required, PAL will need evidence of **attainment**. Please check with the EPA team via [info@professionalassessment.co.uk](mailto:info@professionalassessment.co.uk) if you do not know which qualifications are accepted, or which level is required. Evidence must be in the form of a certificate.

The apprentice must have a **completed portfolio of evidence** that will underpin the interview to be submitted to PAL as part of the Gateway evidence.

To confirm the Gateway review has taken place, the employer, provider, and apprentice are required to complete a Gateway Declaration Record, an example of which is included in the Appendix of this handbook<sup>3</sup>, alternatively, providers and employers can use their documentation, with the caveat that the document must record the information as stipulated on the PAL Gateway record.

PAL will not confirm an end-point assessment booking until the required evidence is submitted. For auditing purposes, the Gateway Declaration Record should either be signed or dated by all parties, or email/DVR confirmation provided that all parties have agreed on readiness.

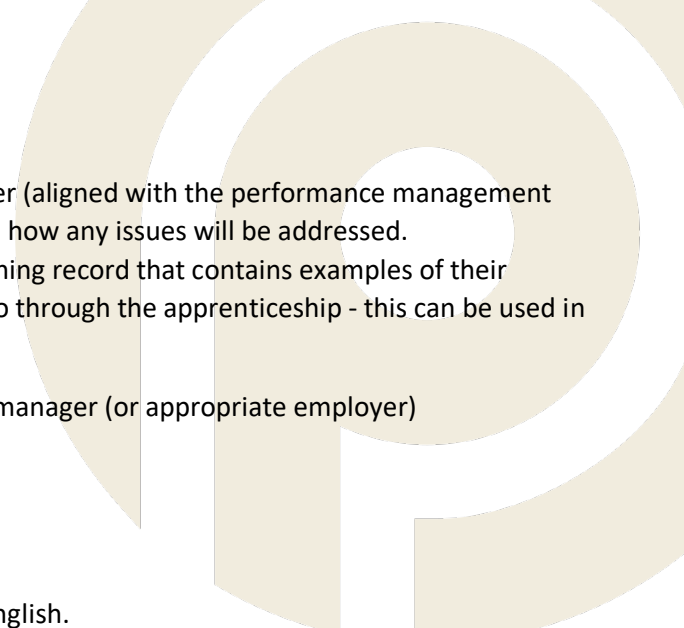
The recommended approach during the on-programme assessment (month 1-12) to ensure that the apprentice is on track is based on the employer's performance management process with the following key elements:

- Line manager uses the formal performance management process and regular 1:1s to discuss progress in the apprenticeship, provide feedback and guide development.
- The provider can support this (if required) by ensuring that the requirements of the apprenticeship are reflected in the performance management process and filling any gaps through their work with the apprentice.
- The provider can also support the apprentice on understanding the learning journey, providing advice and guidance on learning strategies and tools that will support the apprentice's preferred learning style and improve their learning agility.

---

<sup>3</sup> The Gateway record may change in design and content based on revisions to standards - for the latest document please refer to the relevant Padlet that PAL will have provided training providers or can provide directly to employers and apprentices.



- 
- Regular check points between the line manager and provider (aligned with the performance management process) to ensure that the apprentice is on track and agree how any issues will be addressed.
  - Apprentices should be strongly encouraged to create a learning record that contains examples of their learning and areas for development/action points as they go through the apprenticeship - this can be used in reviews with the line manager and provider.

The Gateway decision regarding readiness will be taken by the line manager (or appropriate employer) representative and apprentice with input from the provider.

### **Language of assessment**

All components of the end-point assessment will be conducted in English.

Apprentices may be assessed in British Sign Language where it is permitted for the purpose of reasonable adjustment.

Further information on special considerations and reasonable adjustments can be found in our Special Considerations and Reasonable Adjustments policy.

## Section 2

### How is end-point assessment delivered?

The apprentice will be assessed to the apprenticeship standard using two discrete assessment methods. The assessment is synoptic, i.e., takes a view of the overall performance of the apprentice in their job. Each assessment method should directly assess the knowledge, skills, and behaviours of the standard.

The assessment activities will be completed by the independent end-point assessor as follows:

- Observation with questions.
- Interview underpinned by a portfolio of evidence.

There is no mandated assessment sequence. Assessments can be combined, so it is permissible to undertake more than one assessment on one day.

The content and structure of the assessment methods is provided by PAL to ensure consistency across all apprentices. The employer, with the support of the provider where appropriate, will work with the apprentice to agree how the apprentice goes about completing the components of the end-point assessment and will provide guidance along the way as required. The provider will ensure that the evidence presented for end-point assessment meets the assessment plan requirements but does not have a role in the formal end-point assessment or grade decision.

In order to pass, apprentices must achieve a pass in all assessment methods; apprentices who fail one or more method will fail the end-point assessment.



In order to achieve a merit, apprentice must achieve a pass in one assessment method and a distinction in the other.






In order to achieve a distinction apprentices must achieve a distinction in both methods of assessment.

If any assessment activity is failed it must be retaken. Apprentices cannot achieve the apprenticeship without gaining at least a pass in every assessment activity.

The following chart sets out the sequences of the Gateway and end-point assessment.

**Note – the assessments can be taken in any order.**

Apprentice/Employer/Training Provider		PAL
Apprentice registered with PAL prior to the Gateway review.		<ul style="list-style-type: none"><li>▪ ESFA advised of EPAO.</li><li>▪ EPAPro log-in credentials provided.</li><li>▪ Access to a range of assessment guidance materials available.</li></ul>
Gateway review held between training provider, employer, and apprentice to confirm assessment readiness. <ul style="list-style-type: none"><li>▪ Evidence provided that English and maths requirements have been achieved in line with the apprenticeship funding rules.</li><li>▪ Portfolio of evidence to underpin the interview submitted.</li></ul>		<ul style="list-style-type: none"><li>▪ Declaration received that the apprentice is ready for assessment.</li><li>▪ Gateway evidence received.</li><li>▪ PAL approves or rejects the Gateway evidence. If rejected, the provider to resubmit as required.</li></ul>

Apprentice/Employer/Training Provider		PAL
PAL contacts employer and apprentice. PAL undertakes assessment planning meeting and agrees assessment schedule.		<ul style="list-style-type: none"> <li>Assessment plan completed. Dates will be agreed for all methods of assessment to meet with the Production Chef assessment plan and to allow for reasonable resit or retake activities within the assessment window, wherever possible.</li> </ul>
Apprentice undertakes the observation and questions.		<ul style="list-style-type: none"> <li>Observation and questioning total assessment duration of 2 and a half hours (+10% at the independent assessor's discretion).</li> <li>Observation and questions completed, observation and response to questions assessed. Assessment graded.</li> </ul>
Apprentice undertakes the interview.		<ul style="list-style-type: none"> <li>Interview assessment duration of 60 minutes (+10% at the independent assessor's discretion).</li> <li>Interview completed, responses to questions assessed. Assessment graded.</li> </ul>
		<ul style="list-style-type: none"> <li>Overall grading undertaken – independent assessor confirms grades for all assessment elements and overall grade using grade descriptors and weighting as detailed in the assessment plan to PAL.</li> <li>Internal quality assurance (IQA) undertaken.</li> <li>Assessment outcome provided within the assessment window timeframe.</li> </ul>
<p>Employer informed of the outcome of end-point assessment via email from <a href="mailto:epasupportservices@professionalassessment.co.uk">epasupportservices@professionalassessment.co.uk</a>.</p> <p>Apprentice and provider are copied into the communication.</p>		<ul style="list-style-type: none"> <li>Assessment summary record will note the decision and grade. If a resit or retake is required, it is important the relevant parties refer to the summary record.</li> <li>Assessment decision data collated and used to inform standardisations processes and quality assurance.</li> <li>Confirmed assessment outcome provided to the provider and Apprenticeship service.</li> <li>Certificate requested where a pass or higher grade for all aspects of end-point assessment are achieved.</li> <li>Data provided to the regulator as necessary.</li> </ul>

## Who can carry out end-point assessment?

Independent assessors/the end-point assessment organisation for this standard are required to:

- Have excellent knowledge and understanding of the apprenticeship standard.
- Have recent relevant experience of the occupation or sector to at least occupational level 3 gained in the last 3 years or significant experience of the occupation or sector.
- Hold or be working towards a recognised current workplace assessment qualification.
- Must attend at least one standardisation event annually.
- Have sufficient resources to carry out the role of independent end assessor i.e., time and budget.

All independent assessors that meet the above criteria are trained and approved by PAL to ensure that they are capable carrying out end-point assessments in a fair and consistent manner to make reliable judgments.

PAL will be responsible for all aspects of the end-point assessment for this standard and will review the evidence against the standard to ensure that the pass criteria have been met.

## Internal Quality Assurance Requirements

PAL requires all quality assurance staff to hold a recognised internal quality assurance qualification. PAL implements validation and quality assurance policies and processes to ensure that all assessments are robust, fully align with the independent end-point assessment requirements, and are assessed consistently, reliably, and fairly by all independent assessors.

Policies can be shared upon request, please contact [info@professionalassessment.co.uk](mailto:info@professionalassessment.co.uk). Essential policies are also available via our website.

In accordance with these policies PAL will:

- Develop and maintain a set of assessment tools, to be used by all independent assessors when carrying out assessments.
- Ensure independent assessors for this standard meet with the assessment plan competency requirements.
- Train and develop all independent assessors to ensure reliable and consistent assessment of the Production Chef Standard.
- Apply robust quality assurance and verification processes to assessments, e.g. the use of standard formats, moderation and standardisation of marking and assessment decisions.
- Apply and follow the appeals and disputes policy and procedure in response to any legitimate appeal or dispute.
- Communicate with third parties any concerns or issues that may impact on assessment activities or outcomes.

## External Quality Assurance Requirements

External quality assurance for the Production Chef Apprenticeship is undertaken by Ofqual.

## Standardisation and Moderation

All independent assessors are required to attend standardisation and moderation activities, to ensure the consistency of the assessment approach and to ensure assessment grading is aligned to the relevant assessment plan requirements. Standardisation activities are carried out on an on-going basis such meetings can be in the format of traditional meetings or via webinars.

IQAs may accompany or 'remote in' with independent assessors carrying out end-point assessment to ensure that it is being administered safely, securely and in line with PAL guidance.

For further information on quality assurance, standardisation and moderation please see our policies, or contact our quality team via [info@professionalassessment.co.uk](mailto:info@professionalassessment.co.uk)

## Section 3

### Grading

This apprenticeship includes fail, pass, merit and distinction grades with the final grade based on the apprentice's combined performance in each assessment activity.

To achieve a pass overall, the apprentice must achieve a pass in all assessment methods by meeting all of the pass descriptors.

To achieve a merit overall, the apprentice must achieve a pass in one method of assessment and a distinction in the other method of assessment.

To achieve a distinction overall, the apprentice must achieve a distinction in both methods of assessment by meeting all of the distinction descriptors in addition to the pass descriptors.

Please see **Tables 2 and 3** for grading descriptors.

Grades from each method of assessment will be combined as follows.

Observation with Questions	Interview underpinned by a Portfolio of Evidence	Overall Grading
Fail	Any grade	Fail
Any grade	Fail	Fail
Pass	Pass	Pass
Distinction	Pass	Merit
Pass	Distinction	Merit
Distinction	Distinction	Distinction

### Preparing apprentices for end-point assessment

To ensure that apprentices develop the knowledge, skills and behaviours that underpin occupational competence, it is recommended that they follow a structured programme of training and development. The period of training and development must include the minimum ESFA requirements for off-job training, away from the day-to-day job. Please refer to DfE guidance and funding rules regarding the definition of what training interventions are permissible under the ruling and responsibilities for recording and evidencing off-job training activities.

To prepare apprentices effectively, employers and/or providers should:

- Have a good understanding of the apprenticeship standard and the structure and format of the end-point assessment.
- Plan and implement a learning and development programme based on the apprenticeship standard, with regular reviews of progress and readiness, to ensure apprentices develop the required knowledge, skills, and behaviours.
- Use formative assessments and mock assessments to help prepare apprentices for the end-point assessment.



It is recommended, but not required, that the on-programme assessment includes:

- Regular performance reviews between the apprentice and a senior manager.
- Opportunities given and evidence generated to cover all assessment criteria.
- Feedback from line manager.

## End-point assessment planning and scheduling

Employers and/or providers<sup>4</sup> must have an agreement in place to conduct end-point assessments with PAL. We regularly check the Apprenticeship Assessment Service portal to review pipeline business and ensure that providers who wish to work with us, are attached to us, as EPAO for the relevant standard(s).

Apprentices must be registered and booked on to their end-point assessment in sufficient time to allow adequate planning and scheduling of the assessments. PAL encourages communication with all parties, in respect of apprenticeship progress and status and our accounts team will periodically communicate directly with other stakeholders to seek clarification and updates regarding apprentices' assessment readiness. Once the employer or provider has confirmed a Gateway date, PAL will arrange a planning meeting on receipt and validation of the Gateway evidence.

The purpose of the planning meeting is to share information with PAL to support the assessment process and to agree a plan for the upcoming assessment activities for the apprentices. The independent assessor/PAL representative will agree a plan and schedule for each assessment activity to ensure that all assessment components can be completed within the end-point assessment time. The meeting can be conducted remotely using appropriate technology.

The end-point assessment will be conducted over a period of **3 months** at the end of the apprenticeship. Assessments cannot take place if the apprentice has not served the minimum time in training and we require employers and providers to check this requirement has been met, before submitting gateway evidence.

## Reassessment

PAL's resit and retake policy will apply in the event of reassessments, and we will discuss arrangements for such activities with all concerned parties.

Reassessments do incur a charge. All fees are detailed in PAL's pricing policy and outlined in the contracting process.

Reassessments wherever possible will be carried out by the original independent assessor, but if this is not possible PAL reserves the right to assign a different assessor.

## Resits and Retakes

Apprentices who fail one or more assessment methods will be offered the opportunity to take a resit or a retake. A resit does not require further learning, whereas a retake does. Apprentices should have a supportive action plan to prepare for a resit or a retake. The apprentice's employer will need to agree with PAL that either a resit or retake is an appropriate course of action.

An apprentice who fails an assessment method, and therefore the EPA in the first instance, will be required to resit or retake any failed assessment method only.

---

<sup>4</sup> Note PAL endeavours to have agreements with both employers and training providers, to ensure all parties are aware of our service offer and role in the apprenticeship journey.

The employer and PAL agree the timescale for a resit or retake. A resit is typically taken within 2 months of the EPA outcome notification. The timescale for a retake is dependent on how much re-training is required and is typically taken within 3 months of the EPA outcome notification.

Failed assessment methods must be resat or retaken within a 6-month period from the EPA outcome notification, otherwise the entire EPA will need to be resat or retaken in full, unless in the opinion of PAL exceptional circumstances apply outside the control of the apprentice or their employer.

Resits and retakes are not offered to apprentices wishing to move from pass to distinction.

### Reassessment requirements for each component

**Observation with questions:** if the apprentice's evidence does not meet the requirements to achieve the pass descriptors for the observation and questions on their first assessment attempt, a further, different observation and questions assessment will be carried out.

**Interview:** if the apprentice's evidence does not meet the requirements to achieve the pass descriptors for the interview on their first assessment attempt, a further, different full interview assessment of the apprentice will be carried out. The apprentice will not be permitted to add evidence to the portfolio of evidence following a resit.

### Capping

Where any assessment method has to be resat or retaken, the apprentice will be awarded a maximum end-point assessment grade of pass, unless PAL determines there are exceptional circumstances requiring a resit or retake.

### Booking Reassessments

The timescale for any reassessment will be agreed on a case-by-case basis, with PAL. As part of that agreement, any reassessments must not provide an apprentice with an unfair advantage over others.

## Section 4

### Portfolio

A completed portfolio of evidence is required to be submitted to PAL as part of the Gateway review.

The portfolio **is not directly assessed** as part of end-point assessment, it provides a structure for the interview.

The independent assessor will review the portfolio evidence and use it to identify areas for the interview, and it is the interview that will assess the apprentice's understanding and learning.

The portfolio should be produced during the on-programme period of the apprenticeship, showcasing competence by the apprentice having first learned and applied the knowledge, skills and behaviours set out in the standard.

It is of paramount importance that all the work submitted in the portfolio has been generated by the apprentice or relates directly to the named apprentice. The independent assessor will undertake authenticity checks regarding portfolio evidence as part of the interview assessment.

The apprentice must have access to their portfolio evidence during the interview assessment. To ensure that all evidence is accessible during the assessment PAL recommends that audio and/or video recordings are supported by a written summary/list of bullet points to which the apprentice can easily refer.

### What is the format of the portfolio of evidence?

The portfolio will typically contain 9 discrete pieces of evidence in total. A qualitative as opposed to quantitative approach is suggested.

The portfolio must evidence all the knowledge, skills and behaviours mapped to the interview method of assessment (see Table 1). **At least one piece of evidence must relate to each of the criteria**; each piece of evidence can be referenced against more than one knowledge, skills, or behavioural requirement for a more holistic approach.

In addition to evidence related to all KSBs mapped to the interview, apprentices **must** include evidence of dishes cooked using the **full range of cooking techniques listed in K4 and S4** i.e. poached, simmered, steamed, boiled, braised, stewed, baked, grilled, and fried.

PAL has provided a mapping record with an employer and apprentice validation statement which can be accessed from the Production Chef Padlet. Alternatively, training providers can use their own version, however **it is a mandatory requirement that a mapping document and employer and apprentice validation statement is submitted with the completed portfolio.**

### How can a Production Chef prepare for and complete their portfolio?

The employer and training provider will assist the apprentice in producing their portfolio to ensure that it covers all standards outlined in the assessment plan for the interview method of assessment.

Please refer to Table 1 for the knowledge, skills and behaviours required to be assessed by the interview and evidenced in the portfolio.

The portfolio **must contain**:

- A mapping document which clearly shows how the evidence is mapped against the relevant knowledge, skills and behaviours that will be assessed by the interview.
- A statement to confirm that the evidence provided is valid and attributable to the apprentice from the employer and the apprentice.

Please note - PAL will not accept a portfolio submitted without a completed mapping document and an employer statement of validity.

It is not required that the apprentice has evidence in all the described formats below, but the portfolio **may** contain the following items as evidence:

- Workplace policies and procedures.
- Witness statements.
- Annotated photographs.
- Video clips with a maximum total duration of 10 minutes. The apprentice must be in view and identifiable.

The portfolio should **not** contain reflective accounts or any methods of self-assessment.

The interview questions will be constructed to include all pass criteria, while allowing the opportunity for the apprentice to evidence the distinction criteria, either naturally in their responses or using further questions.

### What is best practice in producing the portfolio?

Ensure that the evidence within the portfolio provides coverage against all the knowledge, skill and behaviours as outlined in the assessment plan for the interview assessment method (see Table 1). Employers, training providers and apprentices can use this guidance to support in documenting and referencing the evidence against all of the KSBs required.

A range of evidence, methods and consistency over time is encouraged to show competence. All evidence provided within the portfolio should comply with usual assessment practices, such as:

- Valid, Authentic, Current, Sufficient, and Reliable (VACSR) confirmed including signatures and dates as appropriate.
- Have detailed annotation to describe the evidence, audio files should be referred to clearly within evidence to show where supporting recordings are located and within recordings the evidence number being discussed should be clearly confirmed. Audio files limited to a total 20 minute total duration.
- Be referenced to the specific criteria being claimed.
- All evidence recordings and files to be clearly named as appropriate to evidence type/number.

Evidence should comply with data protection and GDPR. Ideally, the portfolio evidence should be presented electronically.

**Table 1: Mapping of Knowledge, Skills and Behaviours for the Interview underpinned by a Portfolio**

KSB	Knowledge (K), Skills (S) and Behaviours (B)
K4*	Techniques for cooking dishes including poaching, simmering, steaming, boiling, braising, stewing, baking, grilling, and frying.
K6	Legislation and business standards for the storage of fresh, dried, tinned and frozen goods, following food safety procedures.
K7	Stock use and rotation methods that minimise waste.
K9	Techniques for conflict resolution and handling difficult behaviours.
K12	Methods of planning own workload and prioritising tasks.
K14	Techniques for maintaining good mental health and wellbeing, including asking for help with daily tasks.
K15	Methods for using feedback to improve own performance.
K16	Procedures and techniques for preparing an area for service and closing down following service.
K17	Proactive and reactive problem solving techniques and own level of authority when responding to challenges associated with routine and non-routine issues.
K18	Prep and par levels needed to meet daily demand.
K19	Functions, use, and preventative maintenance of manual and electrical tools, equipment and technology.
K23	Methods to sustainably reduce the waste of resources, including portion control, yield, and plate waste.
K24	Characteristics of texture modification according to the International Dysphagia Diet Standardisation Initiative (IDDSI) framework.
K25	Adaptations needed to increase the calorific density of food for those following a fortified diet.
K27	Legislation and organisational policies relating to equity, diversity, and inclusion in the workplace.
K28	Key performance indicators and own responsibility for contributing to them in terms of production, performance, and budget.
S4*	Cook poached, simmered, steamed, boiled, braised, stewed, baked, grilled, and fried dishes.
S6	Undertake stock control, storage, and rotation.
S10	Manage own time to ensure allocated tasks are completed.
S11	Use techniques for maintaining good mental health and wellbeing to support self and others, including asking for and giving help with daily tasks.
S12	Use feedback to improve own performance.
S13	Prepare and close down an area for service.
S14	Use problem solving techniques to resolve routine and non-routine issues within scope of own role.
S15	Maintain prep and par levels according to business need.
S16	Clean and maintain manual and electrical food-preparation and cooking tools, equipment, and technology.
S20	Reduce the waste of resources, acting to measure and reduce plate waste, exercise portion control, and maximise yield.
S22	Follow equity, diversity, and inclusion legislation and organisational policies.
S23	Deliver to key performance indicators to support the production, performance, and budget within own area of responsibility.

KSB	Knowledge (K), Skills (S) and Behaviours (B)
B2	Takes responsibility when completing individual and team tasks to expected standards, helping resolve operational issues that arise.
B4	Advocates equality and respect, working positively with colleagues, managers and customers.

\*Apprentices **must** include evidence of dishes cooked using the **full range of cooking techniques listed in K4 and S4:**

- Poached.
- Simmered.
- Steamed.
- Boiled.
- Braised.
- Stewed.
- Baked.
- Grilled.
- Fried.



## Section 5

### Assessment Methods

All end-point assessments should take place within the apprentice's usual working hours and will be planned by the PAL representative with the apprentice and line manager at the planning meeting to comply with the assessment plan and business requirements.

Assessment decisions will not be communicated by the independent assessor straight away, they will document and record their assessment decisions. These decisions are then shared for internal quality assurance checks prior to being communicated to the apprentice, employer, and provider. A final assessment decision cannot be made until all elements of assessment have been completed. Employers can access a record of assessment by accessing EPAPro. User guides are available for providers and employers that detail how reports can be viewed.

### Sample Assessment Materials

For this standard, PAL provides mock assessment guidance to include:

- A mock observation with questions assessment record with sample questions.
- A mock interview record with sample questions.

All guidance and sample materials can be accessed from the Production Chef ST0589 Padlet.

### Observation with questions

#### Key Facts about the observation with questions

In the observation with questions, an independent assessor observes the apprentice in their workplace and asks questions. The apprentice completes their day-to-day duties under normal working conditions. Simulation is not allowed. It gives the apprentice the opportunity to demonstrate the KSBs mapped to this assessment method.

This assessment method is being used because:

- This is a practical role, and it can KSBs holistically.
- It should give employers assurance about an apprentice's competence as it takes place in a real work setting and the familiar environment should allow the apprentice to perform at their best.
- It is cost effective, tasks completed during the observation should contribute to workplace productivity and it makes use of the employer's resources and equipment.
- it allows for the assessment of KSBs that relate to interaction with colleagues, customers or members of the public.

The observation must take **2 and a half hours**. The independent assessor can increase the time of the observation with questions by up to 10%. This time is to allow the apprentice to complete a task or respond to a question if necessary.

The observation may be split into discrete sections held on the same working day. Such breaks will not count towards the total observed time. The independent assessor must manage invigilation of the apprentice during the assessment, to maintain security of the EPA, in line with their malpractice policy. This includes breaks and moving between locations.

PAL must give the apprentice 2 weeks' notice of the observation with questions.

## What is the format of the observation with questioning?

The independent assessor will arrange an appropriate time for the observation to take place at the planning meeting in consultation with the employer. The independent assessor will remain unobtrusive whilst conducting the observation and must only observe 1 apprentice at a time.

The total time for the observation element is **2 hours**.

The independent assessor should observe the following during the observation:

- Production of dishes using fresh and pre-prepared ingredients. The apprentice must be observed producing **at least two from:**
  - Pre-portioned fresh or frozen meat, fish or poultry.
  - Fresh or frozen fruit or vegetables.
  - Salad vegetables.
  - Dried or frozen dishes.
- Presentation.
- Teamwork.
- Communication.
- Observance of standard operating procedures to produce and serve food to business standards.
- Use of equipment and technology, including preventative maintenance.
- Adherence to food safety legislation and hygiene management principles.

The independent assessor **must** ask at least 3 questions **following the observation**. The purpose of the questions is to clarify further, any elements of a KSB, so as to allow the apprentice to demonstrate their full comprehension of the theme being performed.

The time allocated for questioning is **30 minutes**.

The independent assessor must use the questions from PAL's question bank. Follow-up questions are allowed where clarification is required

The independent assessor **must ask questions about KSBs that were not observed** to gather assessment evidence. These questions are **in addition to the set number of questions for the observation with questions and should be kept to a minimum**.

The apprentice may choose to end the assessment method early. The apprentice must be confident they have demonstrated competence against the assessment requirements for the assessment method. If the apprentice asks to end the assessment method early, the independent assessor:

- Must ensure the apprentice is fully aware of all assessment requirements.
- Cannot suggest or choose to end any assessment methods early (unless in an emergency).
- Is responsible for ensuring the apprentice understands the implications of ending an assessment early if they choose to do so.
- May suggest the assessment continues.
- Must document the apprentice's request to end any assessment early.

## How can a Production Chef prepare for the observation with questions?

- Read the guidance documents and ask questions if the information provided is not clear.
- Be prepared for the observation by practicing within the required time frames – line managers can support by giving feedback against the observation standards.
- Undertake a mock observation with the training provider and listen and act upon to the feedback provided.
- Check that equipment and resources are available and in good working order prior to the assessment.
- Remember food hygiene, health and safety procedures.
- Ensure that the observation can start on time by being organised and prepared.
- Prepare a short time plan for the observation.
- Treat each shift as an 'observation' shift, then treat the 'observation' as a normal shift.
- Understand that unexpected situations can occur during the observation. Practice working on wider skills such as keeping calm and focused. It may be useful to write a list of scenarios that could go wrong and possible solutions.

On the day of the observation:

- Stay organised and complete tasks in order, keeping all areas clean and tidy.
- Ensure that the basics are covered, such as wearing a clean uniform and suitable PPE.
- Be prepared to explain why you do tasks in a specific way.
- Remember that communication with colleagues is assessed, as well as communication with managers and internal and/or external customers.

## How will the observation with questions be graded?

To achieve a pass, the apprentice must achieve ALL of the pass descriptors for this method of assessment through their observation and responses to the questions asked.

To achieve a distinction, the apprentice must achieve ALL of the distinction descriptors for this method of assessment through their demonstration and responses to the questions asked, AND all of the pass descriptors.

Please see **Table 2** for the pass descriptors for this method of assessment.

**Table 2: Observation with Questioning Pass and Distinction Grading Criteria**

KSBs	Pass Descriptors	Distinction Descriptors
Produce dishes K1 K2 K3 K5 S1 S2 S3 S5	Prepares, and or cooks, or regenerates at least two from: pre-portioned fresh or frozen meat, fish or poultry, fresh or frozen fruit or vegetables, or salad vegetables, or dried or frozen dishes, to business standards. (K1, K2, K3, K5, S1, S2, S3, S5)	Works in an organised manner to prepare and cook dishes with precision and attention to detail. (K1, K2, K3, K5, S1, S2, S3, S5)
Presentation K11 S9	Produces, portions and presents food to business standards. (K11, S9)	Uses precise production methods to consistently achieve optimum presentation and accurate portioning within business standards. (K11, S9)

KSBs	Pass Descriptors	Distinction Descriptors
Teamwork and communication K8 K10 K13 S7 S8 B3	<p>Communicates professionally, meeting the needs and expectations of internal colleagues and customers. (K8, S7)</p> <p>Observes professional standards and attitude, including behaviour, appearance and timekeeping, to meet business expectations. (K13, B3)</p> <p>Works as part of a team to support service delivery. (K10, S8)</p>	n/a
Equipment K20 K29 S17 S24	<p>Selects and uses knives and boards appropriate to the tasks and according to standard operating procedures. (K20, S17)</p> <p>Uses manual and electrical food preparation and cooking tools, equipment, machinery and technology correctly, safely and efficiently. (K29, S24)</p>	<p>Selects and uses knives with skill and accuracy to maximise production efficiency. (K20, S17)</p> <p>Makes efficient use of tools and resources to create precise results. (K29, S24)</p>
Food safety K21 K22 K26 S18 S19 S21 B1	<p>Monitors and records food temperatures and manages allergens during preparation, cooking, holding and service, in line with food safety legislation and company standards. (K21, S18)</p> <p>Prioritises hygiene and safety when maintaining a safe, clean working environment, meeting business requirements. (K22, S19, B1)</p> <p>Complies with health and safety legislation, regulations, guidelines and procedures, identifying how they have complied with stress management guidelines where appropriate. (K26, S21)</p>	<p>Works at a high standard to maintain the workspace throughout the production process showing attention to detail, efficiently achieving and maintaining safety and cleanliness. (K22, S19)</p>

## Interview underpinned by a Portfolio of Evidence

### Key facts about the interview

In the interview, an independent assessor asks the apprentice questions. It gives the apprentice the opportunity to demonstrate the KSBs mapped to this assessment method.

This assessment method is being used because:

- It assesses KSBs holistically and objectively.
- It allows for assessment of KSBs that do not occur on a regular or predictable basis.
- It allows for assessment of responses where there are a range of potential answers.
- It can be conducted remotely, potentially reducing cost.

The purpose is to assess the apprentice's competence against the following themes:

- Produce dishes.
- Stock control.
- Problem solving.
- Kitchen management.
- Adaption and modification.
- Legislation.
- Self-management.

The interview is underpinned by a portfolio of evidence which **must** be submitted to PAL as part of the Gateway evidence (see section 4).

The interview assessment duration is **60 minutes** (+10% at the independent assessor's discretion to allow the apprentice to respond to a question if necessary).

The independent assessor must ask a **minimum of 10 questions**. Further questions may be asked for clarification purposes and to allow the apprentice the opportunity to cover the knowledge, skills and behaviours mapped to this method of assessment. The independent assessor must use questions from PAL's question bank.

### What is the format of the structured interview?

The apprentice **must** have access to their portfolio of evidence during the interview.

The independent assessor must have at **least 2 weeks** to review the supporting documentation.

PAL must give an apprentice at **least 2 weeks' notice** of the interview.

The interview must take place in a suitable venue selected by PAL with the employer for example, the employer's premises. The interview can be conducted by video conferencing. PAL must verify the identity of the apprentice and ensure the apprentice is not being aided. The interview should take place in a quiet room, free from distractions and influence.

The apprentice may choose to end the assessment method early. The apprentice must be confident they have demonstrated competence against the assessment requirements for the assessment method. If the apprentice asks to end the assessment method early, the independent assessor:

- Must ensure the apprentice is fully aware of all assessment requirements.
- Cannot suggest or choose to end any assessment methods early (unless in an emergency).
- Is responsible for ensuring the apprentice understands the implications of ending an assessment early if they choose to do so.
- May suggest the assessment continues.
- Must document the apprentice's request to end any assessment early.

### How can a Production Chef prepare for the interview?

- Practice undertaking interviews with their training provider, employer, and line manager.
- Practice interviews which cover a range of topics and areas of the standard, ensuring that they can provide full answers and specific examples of tasks/situations they have been involved in.
- Review terminology in the assessment plan and consider how this links to their role.
- Take time to reflect on their performance and identified how knowledge, skills and behaviours have been applied.

### How will the interview be graded?

To achieve a pass, the apprentice must achieve ALL of the pass descriptors for this method of assessment through their interview responses.

To achieve a distinction, the apprentice must achieve ALL of the distinction descriptors for this method of assessment through their interview responses, AND all of the pass descriptors.

Please see Table 3 for the pass grading descriptors for this method of assessment.

**Table 3: Interview Pass and Distinction Grading Criteria**

KSBs	Pass Descriptors	Distinction Descriptors
Produce dishes K4 S4	Describes how they have used at least 2 cooking techniques (K4, S4)	n/a
Stock control K6 K7 S6	Describes undertaking stock control, storage and rotation, including for fresh, dried, tinned and frozen goods, in order to meet legislation and business standards and minimise waste. (K6, K7, S6)	n/a
Problem solving K9 K17 S14 B2	Identifies techniques for conflict resolution and handling of difficult behaviours. (K9)  Explains how they have taken responsibility for solving a routine or non-routine problem in order to resolve an operational issue. (K17, S14, B2)	Justifies their use of problem solving techniques and why they were appropriate in the context. (K17, S14, B2)



KSBs	Pass Descriptors	Distinction Descriptors
Kitchen management K16 K18 K19 K23 S13 S15 S16 S20	<p>Explains how they have prepared and closed down an area for service, including prep and par levels, according to business standards. (K16, K18, S13, S15)</p> <p>Describes how they have prepared checked and cleaned manual and electric tools, equipment or technology in line with business and safety requirements. (K19, S16)</p> <p>Explains how they have sustainably reduced the waste of resources through reduction of plate waste, portion control and yield maximisation, to meet business expectations. (K23, S20)</p>	<p>Describes the impact of their actions in sustainably reducing waste of resources. (K23, S20)</p>
Adaptation and modification K24 K25	<p>Identifies the characteristics of texture modification according to the International Dysphagia Diet Standardisation Initiative framework. (K24)</p> <p>Describes the adaptations needed to increase the calorific density of food for those following a fortified diet. (K25)</p>	
Legislation K27 S22 B4	<p>Describes how they have advocated for equality and respect, working positively with colleagues, managers and customers, to meet the expectations of equity diversity and inclusion legislation and organisation policies. (K27, S22, B4)</p>	<p>Explains how legislation and organisational policies supported and informed their actions. (K27, S22, B4)</p>
Self management K12 K14 K15 K28 S10 S11 S12 S23	<p>Describes how they manage their own time, planning and prioritising tasks, to ensure tasks are completed according to business needs. (K12, S10)</p> <p>Describes how they have used techniques to maintain good mental health to support self or others. (K14, S11)</p> <p>Describes how they have used feedback to improve their own performance. (K15, S12)</p> <p>Identifies how they have delivered to key performance indicators within own area of responsibility to support the production, performance and budget of that area. (K28, S23)</p>	<p>Explains the impact of the improvement they have made on self and others. (K15, S12)</p> <p>Considers the impact of meeting, or not meeting, key performance indicators, on themselves, their team and the company. (K28, S23)</p>

## Section 6

### Fails/resits and retakes

PAL's resit and retake policy and pricing policy are available on request. The request can be made by contacting the account management team via email on [info@professionalassessment.co.uk](mailto:info@professionalassessment.co.uk).

The apprentice, employer and provider will be advised of the outcomes, and our policy works on the specific standard assessment plan's requirements regarding resits and retakes.

### Plagiarism

Plagiarism is a specific form of cheating which applies to assignments or other types of written or recorded work completed by apprentices, where the work is meant to have been produced independently and be of their design. Plagiarism is the substantial, unacknowledged incorporation into an apprentice's work of materials derived from published or unpublished work by another person.

PAL takes all incidents of plagiarism seriously, especially those incidents which are a determined and deliberate attempt by the apprentice to gain marks for an assignment/project/report without having done a substantial portion of the work themselves. Copying of work can include work from external published sources, as well as that of other apprentices and work colleagues.

PAL's plagiarism and cheating policy can be accessed on the PAL website or by request to [info@professionalassessment.co.uk](mailto:info@professionalassessment.co.uk)

### Appeals, complaints, maladministration, and malpractice policies - centre/candidate

Where apprentices are unhappy with the results of their end-point assessment, the customer (either the employer or provider) can enquire about the results. An enquiry means that PAL will invoke its Appeals and Disputes policy and procedure. Please refer to our latest emails.

To make an appeal, please contact: [epaappeals@professionalassessment.co.uk](mailto:epaappeals@professionalassessment.co.uk)

To declare a conflict of interest, please contact: [declaration@professionalassessment.co.uk](mailto:declaration@professionalassessment.co.uk)

To report a case of malpractice or maladministration please use one of the following addresses:

- If it relates to the EPAO, please contact: [epamalpractice@professionalassessment.co.uk](mailto:epamalpractice@professionalassessment.co.uk)
- If it relates to the apprentice, please contact: [apprenticemalpractice@professionalassessment.co.uk](mailto:apprenticemalpractice@professionalassessment.co.uk)
- If it relates to the employer or provider, please contact: [eitpmalpractice@professionalassessment.co.uk](mailto:eitpmalpractice@professionalassessment.co.uk)

Note - access to these emails received under these addresses is restricted to personnel involved in compliance checks.

In the event of an appeal against the grade awarded PAL will carry out a further review of the evidence to confirm or modify the grade in line with their standard procedures.

Maladministration generally refers to a system or administrative mistake or failure, which has the potential or does not affect the assessment process and as such is reportable.

Malpractice is a grave offence and where proven will result in immediate sanctions, disciplinary action and possible dismissal and notification to the regulator, notifying them of the malpractice and action taken. Malpractice is the term applied to any intentional and planned act to alter an assessment or quality assurance decision by changing/removing/not recording accurately or augmenting information.

PAL's Maladministration and Malpractice policy can be accessed on the PAL website or by request to [info@professionalassessment.co.uk](mailto:info@professionalassessment.co.uk)

## Reasonable adjustments/considerations/adaptations

Where reasonable adjustments have been requested, the assessor at the assessment planning meeting will finalise any such arrangements. Discussions regarding a special consideration request should be made at registration and discussed with the EPA team. It is the responsibility of the provider or employer, acting on behalf of the apprentice, to make such requests.

Special considerations in respect of the assessment process will be applied, where it does not provide any fair or unfair advantage to the individual apprentice and subsequent assessment outcome and in line with PAL's policy.

PAL's Special Considerations and Reasonable Adjustment policy is in place to ensure fair access to assessment and can be accessed on the PAL website or by request to [info@professionalassessment.co.uk](mailto:info@professionalassessment.co.uk)

## Certification

PAL will request the apprenticeship certificate for successful end-point assessments using the Apprenticeship service portal. PAL does not certificate the apprenticeship standard; its role is to request the certificate.

PAL will provide information and reports to the relevant regulator and funding body, in line with their conditions, and as and when requested. Notification to these bodies includes successful achievements and completions. Incomplete assessments are recorded.

Certification requests are made by PAL, and the current process is the certificate is sent to the named employer. Employers must advise the EPAO of any specific location or person the certificate should be sent to if this information differs from the apprentice's workplace location and employer contact details provider on the EPAO's booking system.

Cancelling or rescinding results - PAL reserves the right to cancel results if malpractice is identified.

## Validity, Authenticity, Relevancy, Currency, and Sufficiency

The evidence presented must be meet VARCS requirements.

- **Valid** - is the evidence appropriate to demonstrate the particular knowledge, skills and/or behaviours that it is intended to cover?
- **Authentic** - is the evidence proven to be the apprentice's own work; have any work products or witness testimonies been appropriately authenticated?
- **Relevant** - Is the evidence relevant to the particular knowledge, skills and/or behaviours that it is intended to cover and has a clear judgement?
- **Current** - does the evidence relate to the on programme element of the apprenticeship and does it demonstrate current competency?
- **Sufficient** - does the evidence match the level of the apprenticeship standard and is the relevant standard covered in full?

## Glossary of Terms

**EPA** - end-point assessment.

**IA** - independent assessor.

**Employer** – A representative from the employer, this is usually a direct line manager, head chef or appropriate nominate representative who has supported the apprentice during their apprenticeship.

**Gateway review** – A meeting involving the apprentice, employer and on programme trainer where the readiness for end-point assessment is determined.

**Planning meeting** – A meeting involving the apprentice, employer and end-point assessor where the end-point assessments are clarified and planned.

**PAL** – Professional Assessment Limited.

**IQA** - Internal quality assurance/assurer, the department and/or personnel who are responsible for the quality of end-point assessment internally to Professional Assessment.

**EQA** – External quality assurance/assurer, the independent external body who are responsible to regulate the quality of end-point assessment plans, standards and administration of assessment.

**Standardisation/moderation** – Activity completed by end-point assessors to support validity and fairness in end-point assessment decisions.

**Special considerations** – Any permanent or temporary disability, specific learning needs or medical condition which may require support during end-point assessment.

**Reasonable adjustments** – Adjustments made to the assessment process in relation to special considerations, which do not provide an unfair advantage to the apprentice but are designed to reduce any disadvantages within assessment.

**Assessment plan** – The document produced by the employer group, approved by the EQA which documents the requirements of the standard and assessment methods.

## Appendix 1 – Gateway Declaration Record for Production Chef ST0589 v1.2

All information received will be processed as per GDPR requirements and as detailed in Professional Assessment Ltd.'s (PAL) Data Protection Policy and Data Privacy Notice.

Please ensure the apprentice's name is spelled accurately as this is how it will appear on the results statement/certificate.

<b>Apprentice Name</b>	Click or tap here to enter text.	<b>Apprentice Contact Number</b>	Click or tap here to enter text.
<b>Apprentice ULN</b>	Click or tap here to enter text.	<b>Apprentice Email Address</b>	Click or tap here to enter text.
<b>Direct Line Manager Name</b>	Click or tap here to enter text.	<b>Direct Line Manager Contact Number</b>	Click or tap here to enter text.
<b>Direct Line Manager Email Address</b>	Click or tap here to enter text.	<b>Employer Organisation</b>	Click or tap here to enter text.
<b>Start Date of Apprenticeship</b>	Click or tap to enter a date.	<b>Gateway Review Date</b>	Click or tap to enter a date.
<b>Age at Start of Apprenticeship</b>	16-18 <input type="checkbox"/> 19+ <input type="checkbox"/>		
<b>Has the apprentice had any Breaks in Learning (BIL)?</b>	Yes <input type="checkbox"/> No <input type="checkbox"/>	<b>BIL Start Date</b>	Click or tap to enter a date.
		<b>BIL End Date</b>	Click or tap to enter a date.

### Section 1: Confirmation of Evidence and Reasonable Adjustments

All requirements listed below must be uploaded to EPAPro at point of submitting the apprentice to Gateway. Apprentices will not be permitted to proceed to their end-point assessment until all evidence is uploaded and approved by PAL.

Requirement	Evidence available
<b>For Apprentices aged 16-18 at the Start of their Apprenticeship</b>	
<b>English as per DfE funding rules</b>	Yes <input type="checkbox"/> No <input type="checkbox"/>
<b>Maths as per DfE funding rules</b>	Yes <input type="checkbox"/> No <input type="checkbox"/>
<b>Does the apprentice have an exception to the regular English and maths minimum requirements which is a barrier to them achieving the English and/or maths requirements as per DfE funding rules?</b> Evidence of a thorough and evidence-based assessment will be required that demonstrates that even with support, reasonable adjustments to the learning programme, and stepping stone qualifications, the apprentice will not be able to achieve the regular English and maths requirements	English - Yes <input type="checkbox"/> No <input type="checkbox"/> Maths - Yes <input type="checkbox"/> No <input type="checkbox"/>
<b>For Apprentices aged 19+ at the Start of their Apprenticeship</b>	
<b>Has the apprentice undertaken English and maths as part of their apprenticeship? (For information only)</b>	Yes <input type="checkbox"/> No <input type="checkbox"/>
<b>For ALL Apprentices</b>	
<b>Does the apprentice require a reasonable adjustment <u>specifically</u> for end-point assessment? (In addition to any adjustments for on-programme learning)</b>	Yes <input type="checkbox"/> No <input type="checkbox"/>
<b>Portfolio of evidence completed</b>	Yes <input type="checkbox"/> No <input type="checkbox"/>

Requirement	Evidence available
Fully completed portfolio mapping record, including employer and apprentice signed statement validating the portfolio evidence	Yes <input type="checkbox"/> No <input type="checkbox"/>

## Section 2: Declaration

### Employer and Training Provider Declaration

- I confirm the evidence has been reviewed and a Gateway meeting has taken place with the apprentice, employer, and training provider to confirm the apprentice's competence and readiness for end-point assessment.
- I confirm that the apprentice has developed, demonstrated, and achieved the required level of occupational knowledge, skills, and behaviours to satisfy the Gateway requirements in their workplace.
- I confirm that the apprentice is eligible for end-point assessment by undertaking the required training in line with the specific Apprenticeship Standard's requirements, including on and off the job training and experience to meet the full breadth and depth of the Apprenticeship Standard.
- I confirm that the assessment environments, including areas where exam conditions can be observed, have been identified, and agreed.
- I confirm that reasonable adjustment requests have been submitted where appropriate to the apprentice.

Employer		Training Provider	
<b>Name</b>	Click or tap here to enter text.	<b>Name</b>	Click or tap here to enter text.
<b>*Signature</b>	Click or tap here to enter text.	<b>*Signature</b>	Click or tap here to enter text.
<b>Date</b>	Click or tap to enter a date.	<b>Date</b>	Click or tap to enter a date.

### Apprentice Declaration

- I confirm my readiness for the end-point assessment has been discussed with my employer and training provider.
- I confirm I am aware of the requirements of the end-point assessment.
- I give PAL, as the end-point assessment organisation, my consent to claim the Apprenticeship certificate on my behalf on successful completion of the end-point assessment.

<b>Name</b>	Click or tap here to enter text.
<b>Signature</b>	Click or tap here to enter text.
<b>Date</b>	Click or tap to enter a date.

\*Supporting evidence to be submitted for electronic signatures, e.g., email confirmation, voice recording.